

Revision ideas

1. Space you revision

Organise your time and spread your revision. It sound obvious I know but... those who **leave a gap** of 24 hours between first trying to understand a concept and then returning to it to see what they recall on average retain the same as those who practised up to 50 % more.

2. Explore

Invest time in **exploring** an idea. If you have a basic plan and some names and dates. Push it about a bit. Those who explore may not get the highest mark first time round but in the long run exploring tends to lead to higher marks. **Keep this in mind** when you are writing your practice **revision essay**. Maybe try a heuristic ideation square (see figure one below). You are practising/learning about the game as well as getting all the facts lined up.

Figure one.


Toy idea	vehicle	doll
racing	What happens here when vehicles and racing meet?	
simulation		
construction		

Figure two (sample table completed).

TOY IDEAS	Vehicles	Dolls	Puzzles	Instruments
Racing	Slot cars	Wind-up	Speed puzzle	???
Simulation	Flight Simulator	Voodoo Doll??	???	"Join the Band"
Construction	Model Kit	Paintable	3-D	Build-an-Instrument

3. Depth Processing

Don't just rote learn. This works quite often in the short term however evidence suggests if you do something with what you are trying to learn then it moves to your long term memory with better ease.




Make a game e.g. Top Trumps

Flash cards

A truly **improbable story** e.g. Heidegger and Zizek are going away from a city break what do they need to take with them to have a truly memorable break?

A **mood board** (I think this one is about the environmental catastrophe that is plastic straws...)



4. Rest and sleep

If you can take naps during the day. Having a quick snooze can help to move information from your short to long term memory. If you are worried about falling completely asleep hold something in your hand that will make a loud noise when it falls. As you start to fall asleep your hand will relax and whatever you are holding will bang and wake you up. At least so Einstein who used to do this with a coin in his hand said that was how it worked...

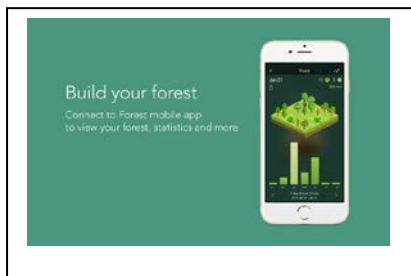
So now some tips for the essays themselves

1. Look critically at what you have written in your practice essay see if you can make some notes quickly answering these questions.
 - Is what you have written worth saying?
 - Does it say what you wanted to say when you started?
 - Have you delivered all the things you promised your reader and will they be able to follow your line of reasoning? (they will be grumpy/confused otherwise)
2. Once you have had a think leave the essay for 24 hours. When you come back to it you might want to try the following
 - Have a quick read through
 - Give the paper a mark out of ten in your head
 - Think honestly – what do you still agree with
 - What could/would you change (**work on this**)
 - If something no longer feels right or the argument doesn't stack up **cut it**. Don't be precious be decisive.
 - Conclusion- have you **tidied up** before leaving? Have you collected together the strands of your argument?

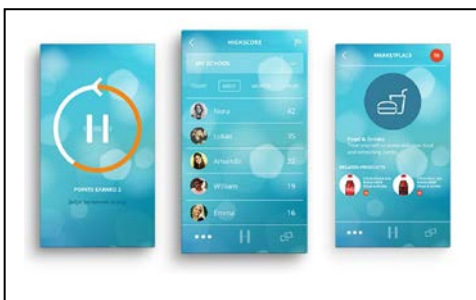
Some apps you might want to play with.

For the digitally distracted amongst you.

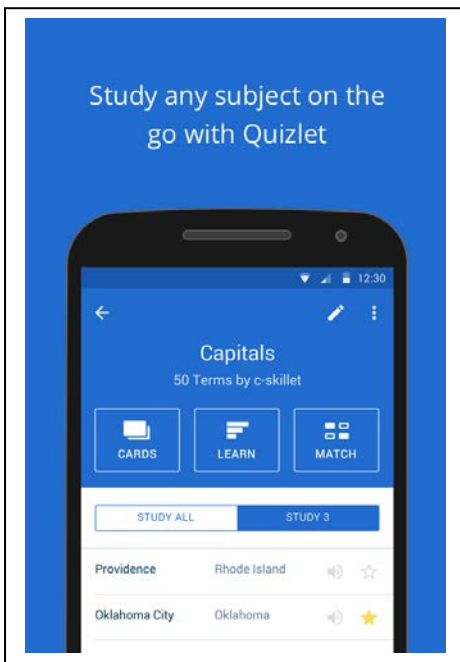
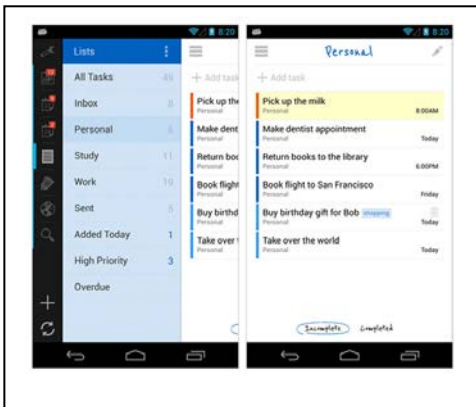
You might want to try **forest** (if you do well then someone somewhere... will plant an actual tree. Who know revision was sustainable.



Hold again you earn points and can indulge in some healthy competition whilst not responding to instagram.



Remember the milk lets you organise your time and sends hand alerts



Quizlet lets you build digital flash cards and generates quizzes to test your knowledge

Tide gives you soothing ambient noise e.g bird song and a timer so that you can choose how long to stay focused for. It can help with getting to sleep at the end of a long day's revision too 😊

